

# PRESTIGE SLIDING DOOR



## FEATURES

- 01** High performance double or quad roller system ensures smooth sliding
- 02** High quality seals for improved weather proofing performance
- 03** Handle includes a mortice lock for superior security
- 04** High strength 40mm door sash
- 05** Sump sill for extreme weather conditions
- 06** Optional low profile sill for pedestrian and wheel chair access
- 07** Integrated screen track to support flyscreen, safety or supascreens
- 08** Tested to Australian standards

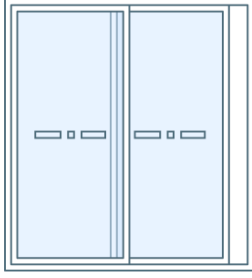
## PERFORMANCE

Frame sizes	100mm
Max. door height	3100mm
Max. door width	9540mm
Max. panel width	1800mm
Max. panel weight	160kgs
Max. water rating	650pa
Max. wind rating	6000Pa ULS
Max. glass thickness	28mm
Max. acoustic rating	Rw34
Max. bushfire rating	BAL 40

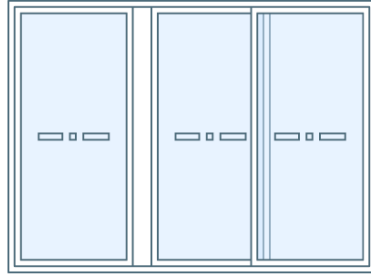
## STANDARD CONFIGURATIONS



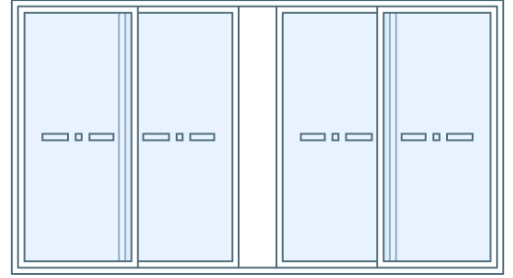
Slide/Fixed



Fixed/Slide

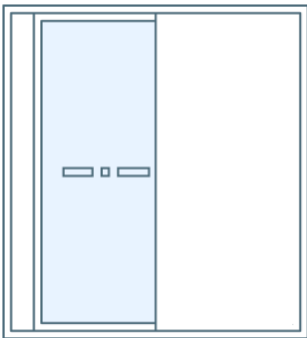


Fixed/Slide/Fixed

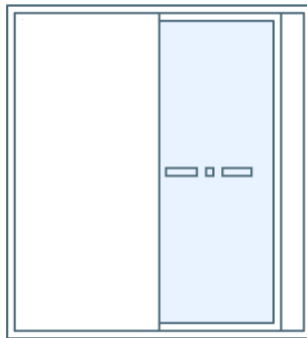


Fixed/Slide/Slide/Fixed

## CAVITY DOOR CONFIGURATIONS

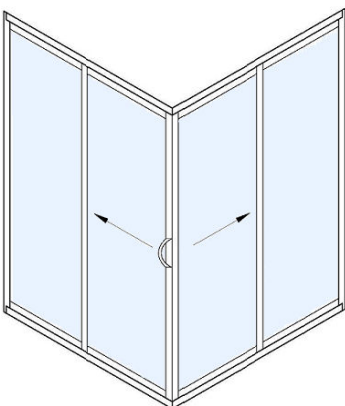


Slide/Cavity

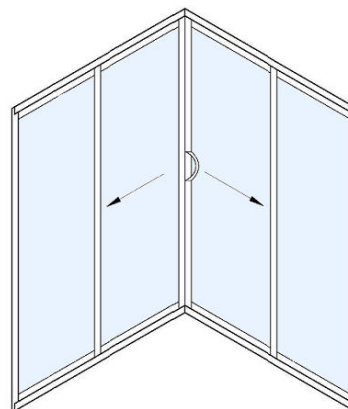


Cavity / Slide

## CORNER DOOR CONFIGURATIONS



Fixed/Slide/Slide/Fixed



Fixed/Slide/Slide/Fixed




## UPGRADE OPTIONS



### **FlameShield**

If you are constructing in a bushfire-prone area, you are required to use bushfire rated building materials for construction.




### **Sound Smart**

Face a heavily trafficked road and you can't hear yourself think? The Sound Smart range will turn a busy thoroughfare into a blissful urban hum.



### **Solar Comfort**

It is a cost effective way to keep homes at a comfortable temperature all year round, acting as extra insulation from outside elements.



### **Double Glazing**

It is designed to reduce the amount of warmth lost during winter and prevent unwanted heat gain during summer