

# RESIDENTIAL SLIDING WINDOW



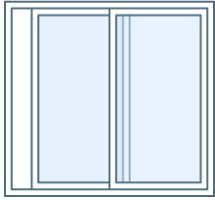
## FEATURES

- 01** Provides natural airflow throughout the year
- 02** High performance roller system for easy use
- 03** Superior weather proofing with high quality seals
- 04** Adjustable height key locks
- 05** Optional Vent Lock system for secure ventilation
- 06** Easy-clean design with wide window tracks that fit most vacuum heads
- 07** Integrated screen track to support flyscreen, safety or supascreens
- 08** Tested to Australian standards

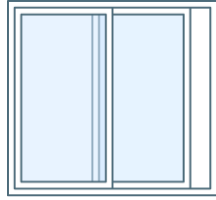
## PERFORMANCE

|                      |            |
|----------------------|------------|
| Frame sizes          | 52mm       |
| Max. window height   | 2400mm     |
| Max. window width    | 3010mm     |
| Max. panel height    | 1500mm     |
| Max. panel width     | 1500mm     |
| Max. panel weight    | 24kgs      |
| Max. water rating    | 600pa      |
| Max. wind rating     | 4500Pa ULS |
| Max. glass thickness | 6.76mm     |
| Max. acoustic rating | Rw30       |
| Max. bushfire rating | BAL 40     |

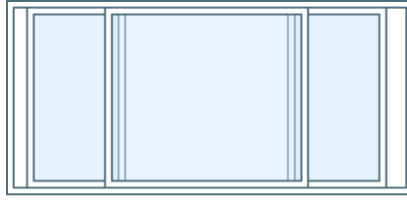
# STANDARD CONFIGURATIONS



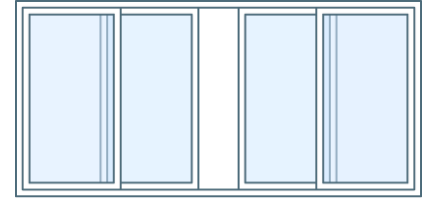
XO



OX



XOX



OXXO

# STANDARD SIZES

| Stud Opening | 660mm             | 960mm     | 1260mm    | 1560mm    | 1860mm    | 2160mm    | 2460mm      |
|--------------|-------------------|-----------|-----------|-----------|-----------|-----------|-------------|
| <b>Size</b>  | <b>Frame Size</b> |           |           |           |           |           |             |
|              | 610mm             | 910mm     | 1210mm    | 1510mm    | 1810mm    | 2110mm    | 2410mm      |
| 650mm        | 600mm             |           |           |           |           |           |             |
|              | SF0606            | SF0609    | SF0612    | SF0615    | SF0618    | SF0621    | SFS0624     |
| 950mm        | 900mm             |           |           |           |           |           |             |
|              | SF0906            | SF0909    | SF0912    | SF0915    | SF0918    | SF0921    | SFS0924     |
| 1050mm       | 1000mm            |           |           |           |           |           |             |
|              | SF1006            | SF1009    | SF1012    | SF1015    | SF1018    | SF1021    | SFS1024     |
| 1250mm       | 1200mm            |           |           |           |           |           |             |
|              |                   | SF1209    | SF1212    | SF1215    | SF1218    | SF1221    | SFS1224     |
| 1550mm       | 1500mm            |           |           |           |           |           |             |
|              |                   |           | SF1512    | SF1515    | SF1518    | SF1521    | SFS1524     |
| 1850mm       | 1800mm            |           |           |           |           |           |             |
|              |                   | SF/FF1809 | SF/FF1812 | SF/FF1815 | SF/FF1818 | SF/FF1821 | SFS/FFF1824 |
| 2150mm       | 2100mm            |           |           |           |           |           |             |
|              |                   |           | SF/FF2112 | SF/FF2115 | SF/FF2118 | SF/FF2121 | SFS/FFF2124 |




## UPGRADE OPTIONS



### **FlameShield**

If you are constructing in a bushfire-prone area, you are required to use bushfire rated building materials for construction.



### **Sound Smart**

Face a heavily trafficked road and you can't hear yourself think? The Sound Smart range will turn a busy thoroughfare into a blissful urban hum.



### **Solar Comfort**

It is a cost effective way to keep homes at a comfortable temperature all year round, acting as extra insulation from outside elements.