

RESIDENTIAL LOUVRE WINDOW



FEATURES

- 01** Available in either 102mm or 152mm blades
- 02** Easy opening with lever handle and optional ring pull handle for those hard to reach places
- 03** Maximum natural air flow when fully open
- 04** Ability to easily clean both sides of the window from inside your home
- 05** Maximum natural air flow when fully open
- 06** Ability to automate for those hard to reach areas
- 07** Integrated screen track to support flyscreen, safety or supascreens
- 08** Tested to Australian standards


PERFORMANCE

Frame sizes	125mm
Max. window height	3000mm
Max. window width	5430mm
Max. panel width	1000mm
Max. panel weight	22kgs
Max. water rating	300pa
Max. wind rating	4500Pa ULS
Max. glass thickness	6mm
Max. acoustic rating	RW25
Max. bushfire rating	BAL 40


STANDARD CONFIGURATIONS




L



LL



LLL



LLLL

STANDARD SIZES

152mm Blades Stud Openings	152mm Blades Frame Height	Number of Blades	102mm Blades Stud Openings	102mm Blades Frame Height
412	362	2		
552	502	3		
691	641	4	488	438
831	781	5	577	527
971	921	6	666	616
1110	1060	7	755	705
1250	1200	8	844	794
1390	1340	9	933	883
1529	1479	10	1021	971
1669	1619	11	1110	1060
1809	1759	12	1199	1149
1949	1899	13	1288	1238
2088	2038	14	1377	1327
2228	2178	15	1466	1416
2368	2318	16	1555	1505
2507	2457	17	1644	1594
2647	2597	18	1733	1683
		19	1822	1772
		20	1910	1860
		21	1999	1949
		22	2088	2038
		23	2177	2127
		24	2266	2216
		25	2355	2305
		26	2444	2394
		27	2533	2483
		28	2622	2572




UPGRADE OPTIONS



FlameShield

If you are constructing in a bushfire-prone area, you are required to use bushfire rated building materials for construction.



Sound Smart

Face a heavily trafficked road and you can't hear yourself think? The Sound Smart range will turn a busy thoroughfare into a blissful urban hum.



Solar Comfort

It is a cost effective way to keep homes at a comfortable temperature all year round, acting as extra insulation from outside elements.